

Enforcement Report to the Commission for July 2015 FY15 Year-to-Date Totals

Figure 1: Number of NOV's

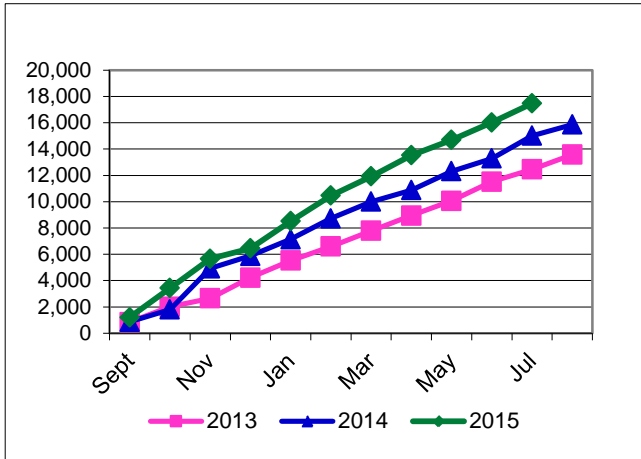


Figure 2: Number of Effective Orders

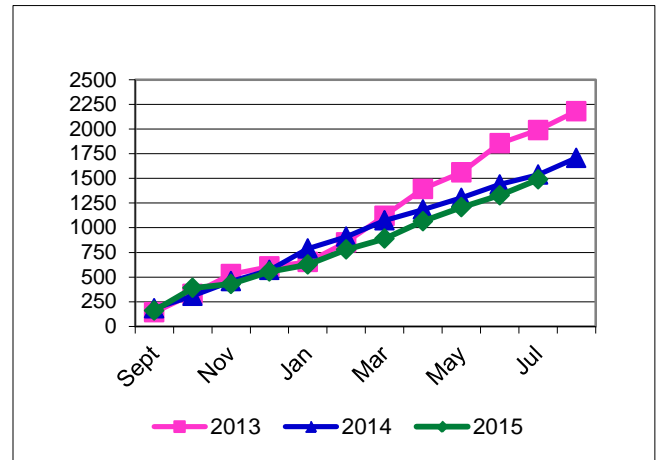


Figure 3: Assessed Penalties

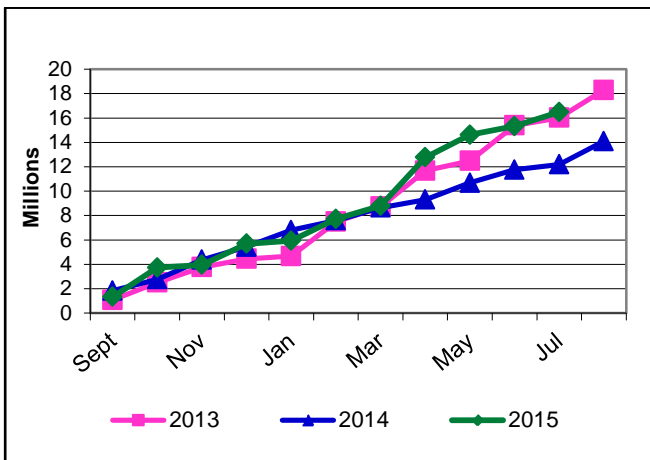


Figure 4: Supplemental Environmental Projects

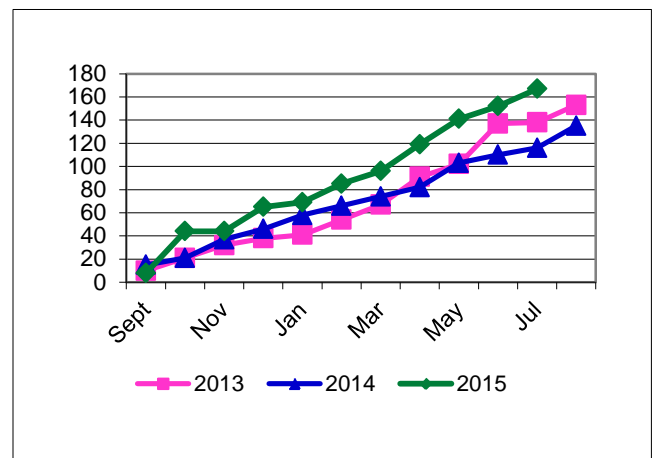


Figure 5: Number of Backlogged Orders

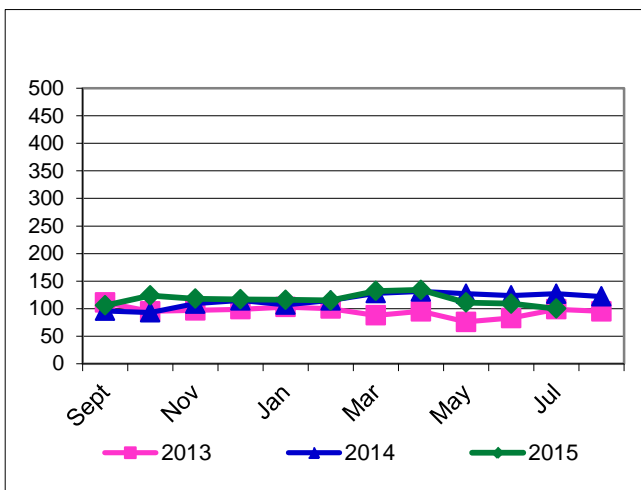


Figure 6: Summary

For fiscal year 2015 through July, TCEQ has:

- Issued **17,475** Notices of Violation
- Issued **1,489** Administrative Orders (see <http://www2.tceq.texas.gov/epic/eenf/>);
- Assessed **\$16,473,787** in administrative penalties; and
- Approved **167** Supplemental Environmental Projects.

Judgments have been received on **37** cases referred by TCEQ to the Attorney General and the AG has **275** TCEQ cases pending. AG actions typically take from 6 months to 5 years from referral to judgment. For a complete list of court orders from TCEQ referrals, go to:

<http://www.tceq.state.tx.us/assets/public/compliance/enforcement/penenf/CourtOrdersIssued.pdf>

**Enforcement Report to the Commission for July 2015
FY15 Year-to-Date Totals**

Programs Summary:

PROGRAMS	Notices of Violation	Effective Orders	Assessed Penalties
AGRICULTURE	35	2	\$6,187
AIR	1,004	240	\$5,953,074
DAM SAFETY	0	0	\$0
DRY CLEANERS	0	2	\$10,500
INDUSTRIAL & HAZARDOUS WASTE ¹	176	20	\$3,115,778
MUNICIPAL SOLID WASTE	214	66	\$613,585
OCCUPATIONAL CERTIFICATION	61	24	\$16,077
PETROLEUM STORAGE TANKS	561	384	\$2,753,001
PUBLIC WATER SUPPLY ²	13,724	366	\$560,319
WATER RIGHTS YTD Complaints = 118	204	31	\$27,321
WATER QUALITY ³	1,269	278	\$2,763,088
MULTI-MEDIA	227	76	\$654,857
YTD TOTALS	17,475	1,489	\$16,473,787
FY14 Total for Year	15,865	1,708	\$14,091,165
FY13 Total for Year	13,581	2,182	\$18,284,805

Year-to-Date Summary:

YTD Penalty Summary	
Total Deferred Penalties	\$2,176,613
Total Penalties to SEP	\$2,943,985
Total Payable Penalties	\$11,353,189
YTD Case Status Summary	
Attorney General (AG) Judgments	37
Pending AG Cases	275
Pending TCEQ Cases	1,286
Backlogged Cases	100
Resolved Cases	227
Orders Being Tracked	1,952

¹ Includes radioactive waste and underground injection control cases

² Includes Notices of Violation based on self-reported data

³ Includes Notices of Violation based on self-reported data